





District Health Assessment for Multiple District 12 through May 2025

		Clubs							Membership							Member Strength		Cancellation		Reports			Finance	Leadership			
District Name	Status/ Number of Months in Status *	Active Clubs	Clubs in Status Quo	Total Clubs	% Status Quo Clubs in Financial Suspension	New Clubs	Cancelled Clubs	YTD Net Club Gain/ Loss	Current Members In Active Clubs	Current Members In Status Quo Clubs	Current Total Members Count	YTD Add	YTD Drop	YTD NetGrowth (includes Active and Status Quo)	YTD NetGrowth% (includes Active and Status Quo)	Member Count 12 Months Ago	Average Member Count Per Club	% of Clubs with less than 20 members	Average Cancelled Club Age	Members Lost Due to Cancelled Clubs	% of Clubs Reporting Service	% No MMR in 3 Months	% No Officer Report in 12 months	% of Clubs with balance 90+ days	Number of Zone Chairs Recorded	Number of Region Chairs Recorded	District Officers Vacancies **
12 L	T(24)	31	0	31	0%	1	0	1	655	0	655	149	82	67	11.39%	614	21	45%	0	0	87%	26%	0%	3%	7	0	
12 I	T(24)	33	1	34	100%	0	1	-1	791	16	807	92	100	-8	-0.98%	821	24	50%	64	6	68%	41%	0%	6%	0	0	GST
12 O	T(24)	28	1	29	100%	0	1	-1	552	10	562	42	49	-7	-1.23%	581	20	72%	58	8	41%	52%	3%	3%	0	0	GMT
12 N	T(24)	36	1	37	100%	1	1	0	742	11	753	112	114	-2	-0.26%	763	21	57%	3	23	78%	43%	0%	3%	0	0	
12 S	T(24)	35	2	37	100%	0	2	-2	725	69	794	91	109	-18	-2.22%	848	21	59%	52	25	30%	41%	0%	5%	4	0	
		163	5	168	100%	2	5	-3	3465	106	3571	486	454	32	0.90%	3,627	22	57%	46	62	61%	40%	1%	4%	11	0	




District Health Assessment for Multiple District 18 through May 2025

		Clubs							Membership							Member Strength		Cancellation		Reports			Finance	Leadership			
District Name	Status/ Number of Months in Status *	Active Clubs	Clubs in Status Quo	Total Clubs	% Status Quo Clubs in Financial Suspension	New Clubs	Cancelled Clubs	YTD Net Club Gain/Loss	Current Members In Active Clubs	Current Members In Status Quo Clubs	Current Total Members Count	YTD Add	YTD Drop	YTD NetGrowth (includes Active and Status Quo)	YTD NetGrowth% (includes Active and Status Quo)	Member Count 12 Months Ago	Average Member Count Per Club	% of Clubs with less than 20 members	Average Cancelled Club Age	Members Lost Due to Cancelled Clubs	% of Clubs Reporting Service	% No MMR in 3 Months	% No Officer Report in 12 months	% of Clubs with balance 90+ days	Number of Zone Chairs Recorded	Number of Region Chairs Recorded	District Officers Vacancies **
18 L	T(24)	38	4	42	100%	0	2	-2	1093	54	1147	123	145	-22	-1.88%	1,168	29	40%	3	25	48%	33%	7%	14%	6	2	GST
18 I	T(24)	46	0	46	0%	0	1	-1	886	0	886	97	133	-36	-3.90%	929	19	63%	90	2	63%	26%	0%	2%	10	0	
18 O	T(24)	40	0	40	0%	0	0	0	783	0	783	67	60	7	0.90%	803	20	65%	0	0	28%	60%	5%	5%	0	0	
18 N	T(24)	45	1	46	100%	1	3	-2	1062	12	1074	124	95	29	2.78%	1,085	24	57%	63	20	100%	48%	0%	2%	6	3	
		169	5	174	100%	1	6	-5	3824	66	3890	411	433	-22	-0.56%	3,985	23	56%	48	47	61%	41%	3%	6%	22	5	




District Health Assessment for Multiple District 30 through May 2025

<div>Status/ District Name of Months in Status *</div>		Clubs							Membership							Member Strength		Cancellation		Reports			Finance		Leadership		
		Active Clubs	Clubs in Status Quo	Total Clubs	% Status Quo Clubs in Financial Suspension	New Clubs	Cancelled Clubs	YTD Net Club Gain/Loss	Current Members In Active Clubs	Current Members In Status Quo Clubs	Current Total Members Count	YTD Add	YTD Drop	YTD NetGrowth (includes Active and Status Quo)	YTD NetGrowth% (includes Active and Status Quo)	Member Count 12 Months Ago	Average Member Count Per Club	% of Clubs with less than 20 members	Average Cancelled Club Age	Members Lost Due to Cancelled Clubs	% of Clubs Reporting Service	% No MMR in 3 Months	% No Officer Report in 12 months	% of Clubs with balance 90+ days	Number of Zone Chairs Recorded	Number of Region Chairs Recorded	District Officers Vacancies **
30 M	T(24)	41	3	44	100%	0	0	0	761	26	787	70	84	-14	-1.75%	779	19	64%	0	0	27%	43%	11%	9%	9	0	
30 S	T(24)	36	1	37	100%	0	0	0	703	13	716	51	60	-9	-1.24%	738	20	70%	0	0	27%	57%	5%	5%	9	0	GST
		77	4	81	100%	0	0	0	1464	39	1503	121	144	-23	-1.51%	1,517	20	67%	0	0	27%	49%	9%	7%	18	0	




District Health Assessment for Multiple District 31 through May 2025

		Clubs							Membership							Member Strength		Cancellation		Reports			Finance	Leadership			
District Name	Status/ Number of Months in Status *	Active Clubs	Clubs in Status Quo	Total Clubs	% Status Quo Clubs in Financial Suspension	New Clubs	Cancelled Clubs	YTD Net Club Gain/Loss	Current Members In Active Clubs	Current Members In Status Quo Clubs	Current Total Members Count	YTD Add	YTD Drop	YTD NetGrowth (includes Active and Status Quo)	YTD NetGrowth% (includes Active and Status Quo)	Member Count 12 Months Ago	Average Member Count Per Club	% of Clubs with less than 20 members	Average Cancelled Club Age	Members Lost Due to Cancelled Clubs	% of Clubs Reporting Service	% No MMR in 3 Months	% No Officer Report in 12 months	% of Clubs with balance 90+ days	Number of Zone Chairs Recorded	Number of Region Chairs Recorded	District Officers Vacancies **
31 L	T(24)	40	4	44	100%	0	2	-2	629	37	666	56	79	-23	-3.34%	698	16	73%	81	11	34%	45%	9%	11%	6	1	
31 I	T(24)	45	0	45	0%	0	0	0	843	0	843	60	101	-41	-4.64%	887	19	62%	0	0	38%	29%	0%	0%	8	0	
31 O	T(24)	51	0	51	0%	1	2	-1	1018	0	1018	121	168	-47	-4.41%	1,071	20	55%	61	9	94%	33%	2%	0%	9	0	2nd VDG
31 N	T(24)	49	3	52	100%	0	1	-1	907	57	964	133	125	8	0.84%	1,003	19	73%	86	6	44%	42%	0%	8%	9	2	
31 S	T(24)	43	1	44	100%	0	2	-2	808	6	814	50	115	-65	-7.39%	900	19	61%	8	27	48%	55%	14%	9%	0	0	GLT,GMT,GST
		228	8	236	100%	1	7	-6	4205	100	4305	420	588	-168	-3.76%	4,559	19	65%	55	53	53%	41%	5%	6%	32	3	




District Health Assessment for Multiple District 32 through May 2025

	Status/ District Name	Number of Months in Status *	Clubs						Membership						Member Strength		Cancellation		Reports			Finance		Leadership				
			Active Clubs	Clubs in Status Quo	Total Clubs	% Status Quo Clubs in Financial Suspension	New Clubs	Cancelled Clubs	YTD Net Club Gain/ Loss	Current Members In Active Clubs	Current Members In Status Quo Clubs	Current Total Members Count	YTD Add	YTD Drop	YTD NetGrowth (includes Active and Status Quo)	YTD NetGrowth% (includes Active and Status Quo)	Member Count 12 Months Ago	Average Member Count Per Club	% of Clubs with less than 20 members	Average Cancelled Club Age	Members Lost Due to Cancelled Clubs	% of Clubs Reporting Service	% No MMR in 3 Months	% No Officer Report in 12 months	% of Clubs with balance 90+ days	Number of Zone Chairs Recorded	Number of Region Chairs Recorded	District Officers Vacancies **
	32 C		52	4	56	100%	0	2	-2	1337	43	1380	155	158	-3	-0.22%	1,392	26	52%	47	26	68%	54%	5%	7%	7	0	
	32 S		53	3	56	100%	0	2	-2	1507	29	1536	236	228	8	0.52%	1,555	28	46%	45	37	86%	34%	5%	9%	0	0	
			105	7	112	100%	0	4	-4	2844	72	2916	391	386	5	0.17%	2,947	28	49%	46	63	77%	44%	5%	8%	7	0	




District Health Assessment for Multiple District 34 through May 2025

		Clubs							Membership							Member Strength		Cancellation		Reports			Finance	Leadership			
District Name	Status/ Number of Months in Status *	Active Clubs	Clubs in Status Quo	Total Clubs	% Status Quo Clubs in Financial Suspension	New Clubs	Cancelled Clubs	YTD Net Club Gain/Loss	Current Members In Active Clubs	Current Members In Status Quo Clubs	Current Total Members Count	YTD Add	YTD Drop	NetGrowth (includes Active and Status Quo)	NetGrowth% (includes Active and Status Quo)	Member Count 12 Months Ago	Average Member Count Per Club	% of Clubs with less than 20 members	Average Cancelled Club Age	Members Lost Due to Cancelled Clubs	% of Clubs Reporting Service	% No MMR in 3 Months	% No Officer Report in 12 months	% of Clubs with balance 90+ days	Number of Zone Chairs Recorded	Number of Region Chairs Recorded	District Officers Vacancies **
34 A	T(24)	39	0	39	0%	1	1	0	1036	0	1036	138	107	31	3.08%	1,012	27	56%	14	0	97%	54%	0%	0%	9	2	
34 B	T(24)	34	0	34	0%	0	0	0	714	0	714	98	60	38	5.62%	683	21	65%	0	0	100%	41%	0%	3%	8	1	
34 C	T(24)	35	3	38	100%	0	0	0	907	22	929	82	78	4	0.43%	936	26	47%	0	0	50%	50%	5%	8%	6	0	
		108	3	111	100%	1	1	0	2657	22	2679	318	245	73	2.80%	2,631	25	56%	14	0	82%	49%	2%	4%	23	3	



District Health Assessment for Multiple District 35 through May 2025

		Clubs							Membership							Member Strength		Cancellation		Reports			Finance	Leadership			
District Name	Status/ Number of Months in Status *	Active Clubs	Clubs in Status Quo	Total Clubs	% Status Quo Clubs in Financial Suspension	New Clubs	Cancelled Clubs	YTD Net Club Gain/Loss	Current Members In Active Clubs	Current Members In Status Quo Clubs	Current Total Members Count	YTD Add	YTD Drop	YTD NetGrowth (includes Active and Status Quo)	YTD NetGrowth% (includes Active and Status Quo)	Member Count 12 Months Ago	Average Member Count Per Club	% of Clubs with less than 20 members	Average Cancelled Club Age	Members Lost Due to Cancelled Clubs	% of Clubs Reporting Service	% No MMR in 3 Months	% No Officer Report in 12 months	% of Clubs with balance 90+ days	Number of Zone Chairs Recorded	Number of Region Chairs Recorded	District Officers Vacancies **
35 L	T(24)	51	3	54	100%	2	1	1	1057	41	1098	228	195	33	3.10%	1,140	21	57%	2	5	81%	37%	2%	7%	6	3	
35 I	T(24)	37	1	38	100%	0	0	0	1019	20	1039	138	120	18	1.76%	1,080	28	47%	0	0	74%	24%	5%	5%	8	2	GST
35 O	T(24)	42	4	46	100%	0	1	-1	1109	32	1141	158	165	-7	-0.61%	1,194	26	50%	26	13	74%	33%	7%	11%	7	2	
35 N	T(24)	49	1	50	100%	0	2	-2	1118	31	1149	180	192	-12	-1.03%	1,185	23	62%	20	33	56%	40%	2%	4%	11	1	
		179	9	188	100%	2	4	-2	4303	124	4427	704	672	32	0.73%	4,599	25	55%	17	51	71%	34%	4%	7%	32	8	




District Health Assessment for Multiple District 51 through May 2025

District Name		Status/ Number of Months in Status *	Clubs						Membership							Member Strength		Cancellation		Reports			Finance	Leadership				
			Active Clubs	Clubs in Status Quo	Total Clubs	% Status Quo Clubs in Financial Suspension	New Clubs	Cancelled Clubs	YTD Net Club Gain/Loss	Current Members In Active Clubs	Current Members In Status Quo Clubs	Current Total Members Count	YTD Add	YTD Drop	YTD NetGrowth (includes Active and Status Quo)	YTD NetGrowth% (includes Active and Status Quo)	Member Count 12 Months Ago	Average Member Count Per Club	% of Clubs with less than 20 members	Average Cancelled Club Age	Members Lost Due to Cancelled Clubs	% of Clubs Reporting Service	% No MMR in 3 Months	% No Officer Report in 12 months	% of Clubs with balance 90+ days	Number of Zone Chairs Recorded	Number of Region Chairs Recorded	District Officers Vacancies **
51 O			48	0	48	0%	1	2	-1	1965	0	1965	248	182	66	3.48%	1,874	41	19%	71	27	75%	29%	0%	0%	11	4	
51 E		T(24)	21	3	24	100%	0	2	-2	583	30	613	46	87	-41	-6.27%	613	28	54%	13	30	63%	42%	13%	13%	5	0	
51 C		T(24)	27	2	29	100%	1	0	1	868	18	886	109	75	34	3.99%	832	32	28%	0	0	86%	41%	14%	7%	5	0	
			96	5	101	100%	2	4	-2	3416	48	3464	403	344	59	1.73%	3,319	36	30%	42	57	75%	36%	7%	5%	21	4	



District Health Assessment for Multiple District 60 through May 2025

	Clubs								Membership							Member Strength		Cancellation		Reports			Finance	Leadership				
	Status/ District Name	Number of Months in Status *	Active Clubs	Clubs in Status Quo	Total Clubs	% Status Quo Clubs in Financial Suspension	New Clubs	Cancelled Clubs	YTD Net Club Gain/ Loss	Current Members In Active Clubs	Current Members In Status Quo Clubs	Current Total Members Count	YTD Add	YTD Drop	YTD NetGrowth (includes Active and Status Quo)	YTD NetGrowth% (includes Active and Status Quo)	Member Count 12 Months Ago	Average Member Count Per Club	% of Clubs with less than 20 members	Average Cancelled Club Age	Members Lost Due to Cancelled Clubs	% of Clubs Reporting Service	% No MMR in 3 Months	% No Officer Report in 12 months	% of Clubs with balance 90+ days	Number of Zone Chairs Recorded	Number of Region Chairs Recorded	District Officers Vacancies **
60 A			53	2	55	100%	0	0	0	1600	34	1634	112	90	22	1.36%	1,638	30	15%	0	0	98%	24%	2%	4%	8	3	
60 B			57	2	59	0%	1	0	1	1987	34	2021	182	122	60	3.06%	2,012	35	20%	0	0	100%	22%	2%	12%	10	4	
			110	4	114	50%	1	0	1	3587	68	3655	294	212	82	2.29%	3,650	33	18%	0	0	99%	23%	2%	8%	18	7	

* - District Status: P - Provisional, T - Transitional.
** - District Officers Vacancies: DG - District Governor, 1st VDG - First Vice District Governor, 2nd VDG - Second Vice District Governor.